

## TECHNICAL SPECIFICATIONS

Type of metal	polished aluminum
Metal thickness	
Supply voltage	24 volts
Power input	
Luminous flux	
Luminous temperature	
Color rendering index	90+
Protection class	IP20
Dimensions, LxWxH	
Service life, hours	20 years
Warranty period, years	5 years

## SET:

Assembled chandelier (complete with remote control, controller, and power supply); operating instructions, warranty card.

## SAFETY REQUIREMENTS:

The chandelier must be installed after the power supply has been completely turned off. The installation and connection of chandeliers must only be carried out by qualified specialists who have the necessary training and certification to perform electrical work.

## INSTALLATION AND TECHNICAL MAINTENANCE:

Before installing the chandelier, ensure that it is intact. Install according to the chandelier instructions. Before installation and maintenance, disconnect the power sources.



DO NOT PLACE THE CHANDELIER ON THE FLOOR WITHOUT A FRAME!  
DO NOT TURN UPSIDE DOWN!  
DO NOT USE CHEMICAL CLEANERS!




\*The set depends on the selected method of installing the chandelier.

\*It is prohibited to connect Spatial luminaires without a step-down power supply directly to a 220-volt mains supply! Doing so will result in the luminaire malfunctioning and will void the warranty!

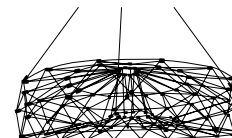
## General connection diagram

### NO DIMMING (NO DIM)

from the power supply to the luminaire




220 volts



### WITH DIMMING (DIM)

from the power supply to the controller

from controller to lamp



220 volts

Output from the controller to the switch



Control via remote control

