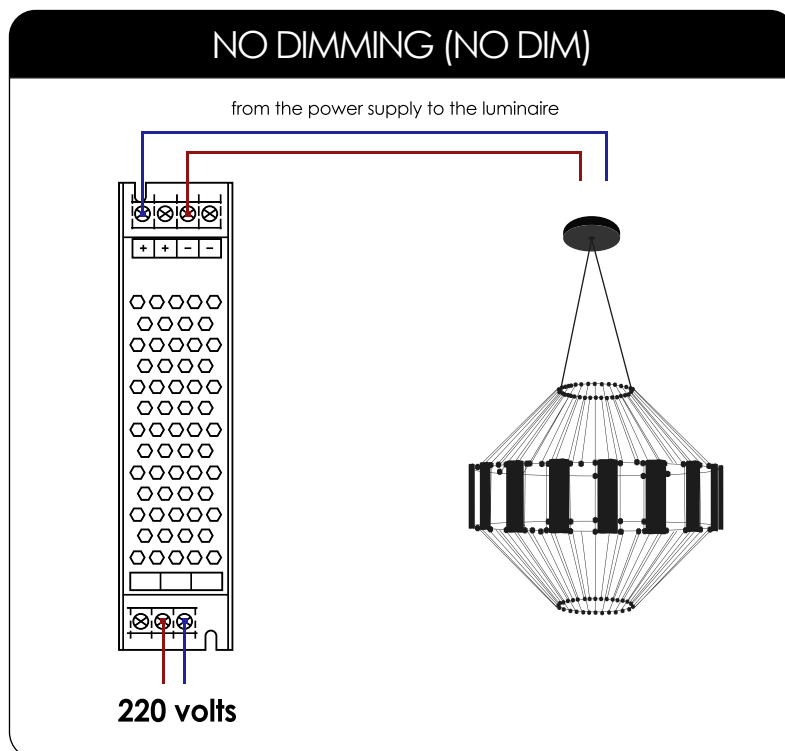
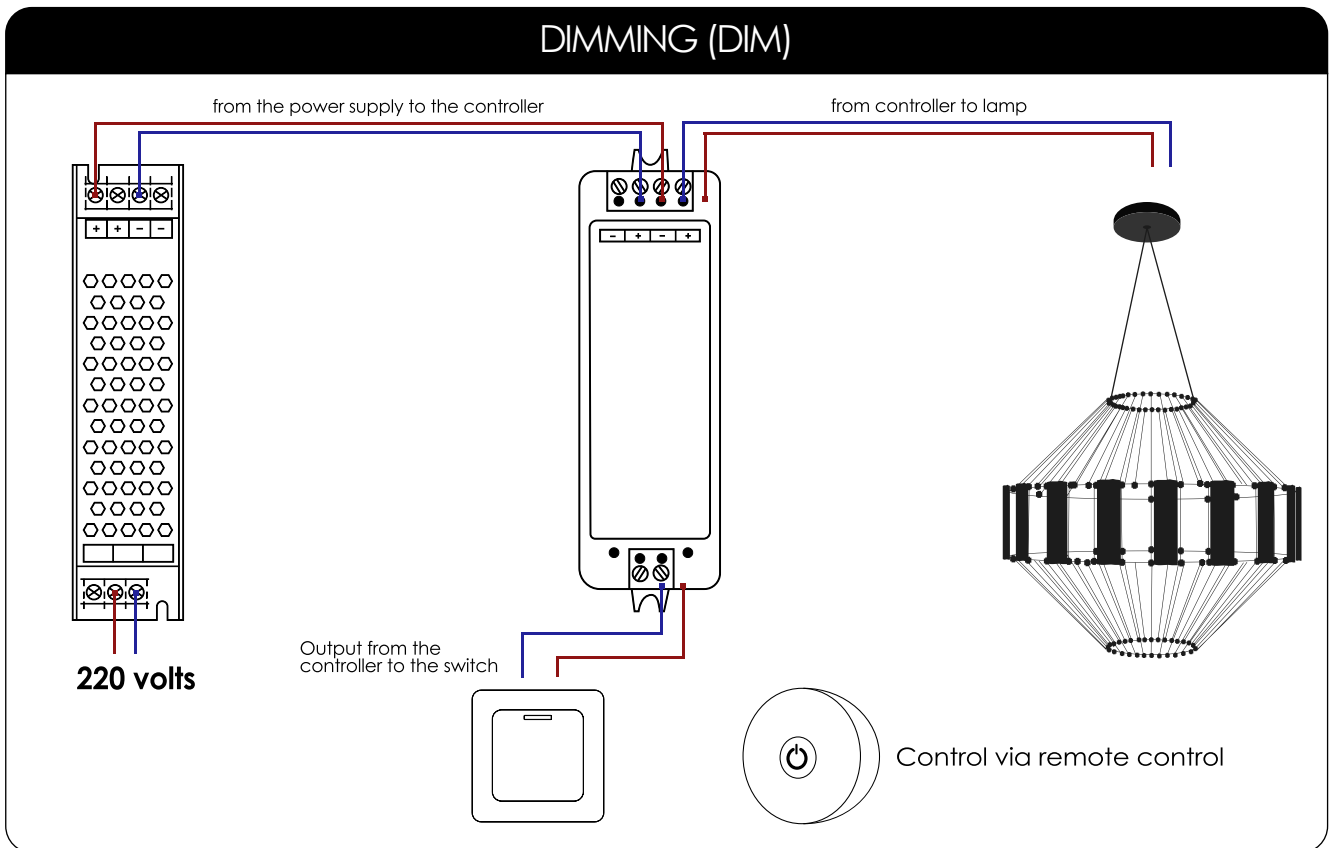


All Spatial LED installations are low-voltage and operate from a 24-volt power supply! * The lights are controlled using a controller and remote control.

*Please note that it is prohibited to connect Spatial luminaires without a step-down power supply directly to a 220-volt mains supply. Failure to comply with this procedure may result in the luminaire malfunctioning and invalidating the warranty.

General connection diagram



SPATIAL

WE CREATE LIGHT

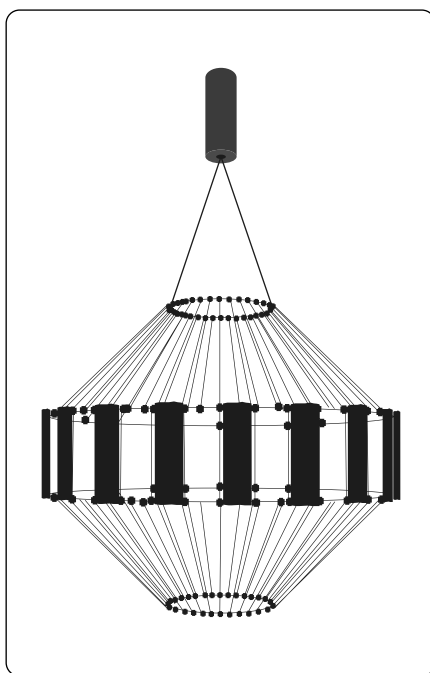
Spatial can offer multiple options for mounting LED installations to the ceiling.

I

The product is supplied in a box containing a power supply unit and control controller.

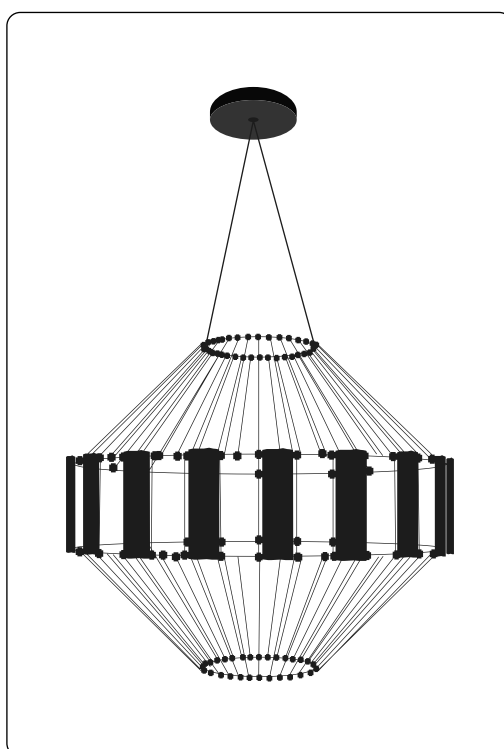
Cylindrical aluminum boxes that can be painted in any RAL color:

- size in mm (diameter x height) 80 x height depends on the power of the unit;
- size in mm (diameter x height) 100 x height depends on the power of the unit.



Cylindrical metal boxes that can be painted in any RAL color:

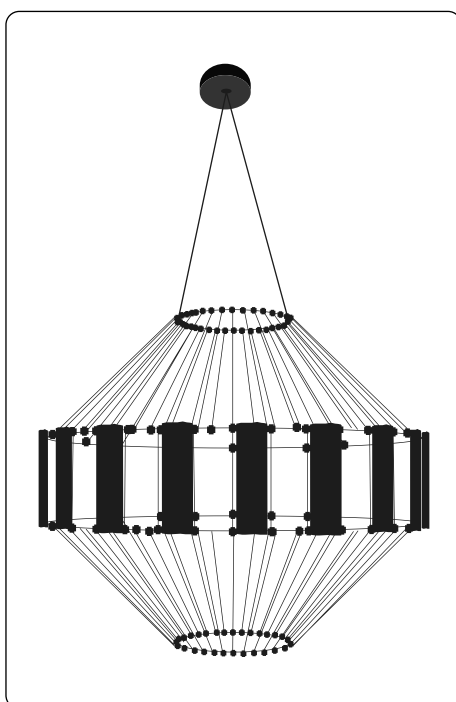

- size in mm (diameter x height) 200 x 40 mm;
- size in mm (diameter x height) 250 x 40 mm;
- size in mm (diameter x height) 300 x 40 mm;
- size in mm (diameter x height) 350 x 40 mm;
- size in mm (diameter x height) 400 x 40 mm



Without using a box. In this case, a separate installation location must be selected for the power supply and controller – behind the ceiling, in a special niche, electrical panel, etc. For mounting to the ceiling in this version, we recommend:

Cylindrical metal bases that can be painted in any RAL color:


- size in mm (diameter x height) 60 x 30 mm;
- size in mm (diameter x height) 80 x 30 mm;
- size in mm (diameter x height) 100 x 30 mm;
- size in mm (diameter x height) 120 x 30 mm;
- size in mm (diameter x height) 150 x 30 mm;
- size in mm (diameter x height) 200 x 30 mm;



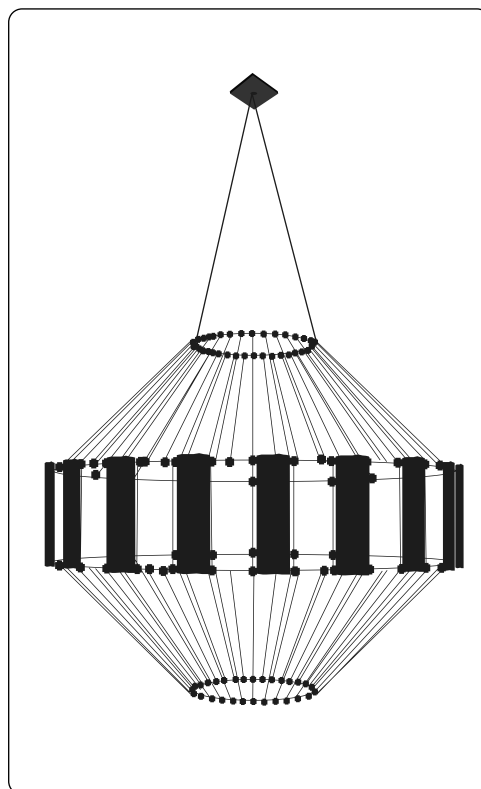
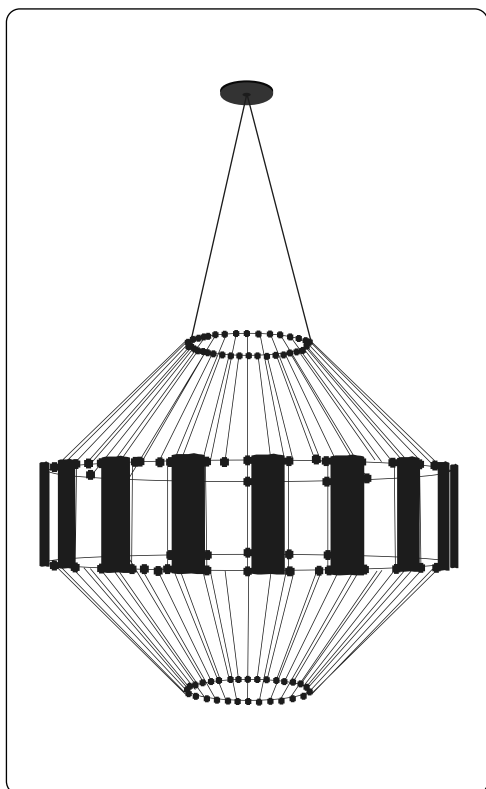

Round and rectangular metal flat bases (in the form of a flat washer) that can be painted in any RAL color:

If it is possible to hide the power supply and controller behind the ceiling, in a niche, in an electrical panel, etc.

- round size in mm (diameter x height) 60 x 6 mm;
- round size in mm (diameter x height) 80 x 6 mm;
- round size in mm (diameter x height) 100 x 6 mm;
- round size in mm (diameter x height) 120 x 6 mm;
- round size in mm (diameter x height) 150 x 6 mm;



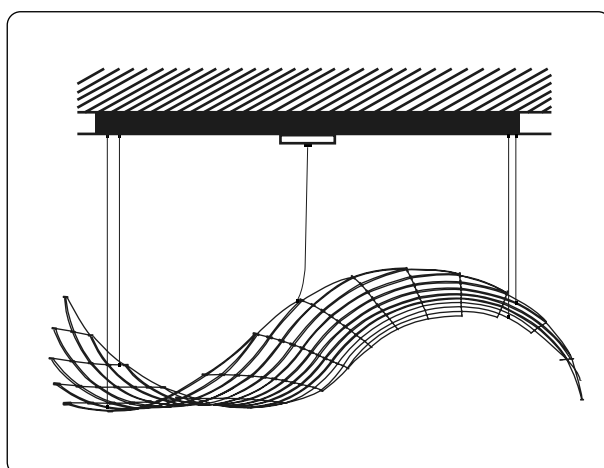
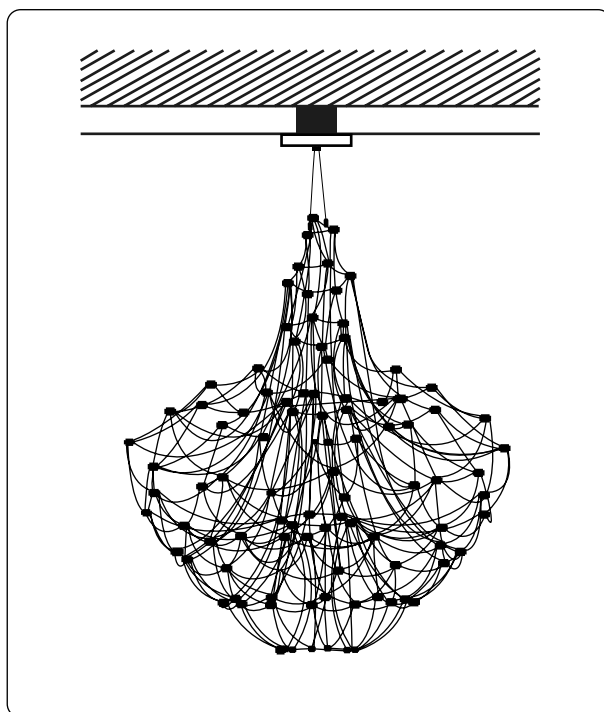
- rectangular dimensions in mm (L/W/H) 80 x 80 x 6 mm;
- rectangular dimensions in mm (L/W/H) 100 x 100 x 6 mm;
- rectangular dimensions in mm (L/W/H) 300 x 50 x 6 mm;
- rectangular dimensions in mm (L/W/H) 500 x 50 x 6 mm;
- rectangular dimensions in mm (L/W/H) 700 x 50 x 6 mm;



WHEN DO YOU NEED A MORTGAGE?

1. Stretch ceiling.
2. Single-layer plasterboard ceiling, chandelier weighing more than 5 kg.


The number of anchors must be equal to the number of installation attachment points.



IV

Dimensions of openings and LED installations Spatial

The dimensions of the room openings must be taken into account to ensure that the finished product can be transported to the installation site without deformation. To this end, the width of the opening must be greater than the smallest edge of the packaging. If the customer's room openings do not meet this requirement, please contact our specialists to discuss possible solutions.



All Spatial lighting fixtures are shipped to the buyer assembled, packed in a crate and branded cardboard box. The package size is +150 mm to the dimensions of the chandelier.